




# Dell Vostro 3458 Battery Replacement

How to replace a broken or dead battery in a Dell Vostro 3458.


Written By: Johnathan Hammond



## INTRODUCTION


In this guide, we will show you how to remove and replace the Battery.

## Step 1 — Releasing the Battery



- Slide the release latch outwards to unlock the battery.

## Step 2 — Lifting the Battery



- Lift the battery to remove it from the computer.

To reassemble your device, follow these instructions in reverse order.