




# Dell Vostro 3446 Access Panel Replacement

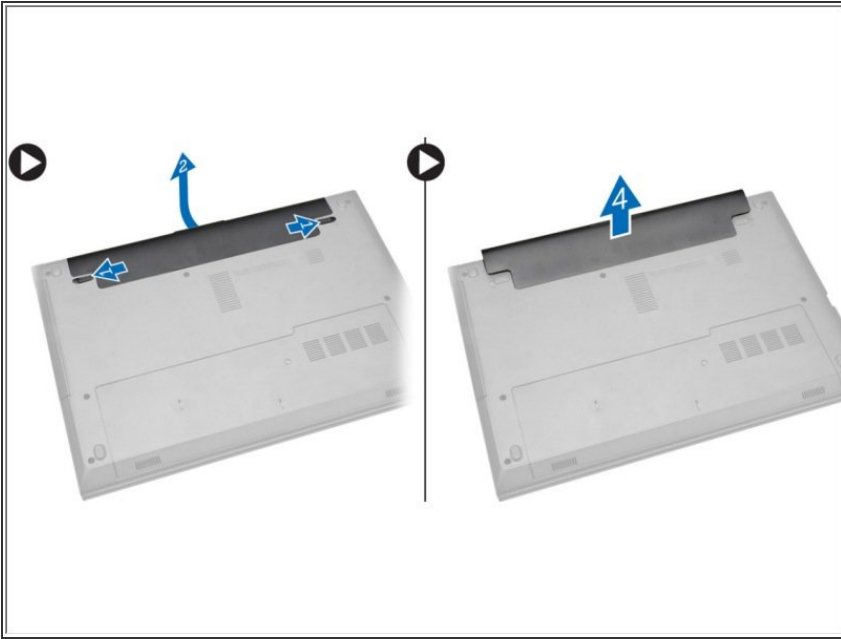
Written By: Johnathan Hammond



 **TOOLS:**


- [Phillips #0 Screwdriver](#) (1)
-

## Step 1 — Unlocking the Battery



- Slide the release latches outwards to unlock the battery and lift the battery to remove it from the computer

## Step 2 — Access Panel



- Loosen the screw and lift the access panel off the computer.

To reassemble your device, follow these instructions in reverse order.