




HP Pavilion ze5000 Battery Replacement

This guide will show how to replace the battery of a HP Pavilion ze5000.


Written By: Gabrielle



INTRODUCTION



This guide is designed to replace the battery of the device: HP Pavilion ze5000. A replacement of a battery should occur if the laptop stops charging or is dead and will not respond to the device's charger. This guide can be used in case a device user wants to check the quality of the battery or replace the battery with a new battery installation. When completing this guide, ensure that the device is properly faced down with the back of the laptop facing the device user.

Step 1 — Battery



- Push up on the arrow-shaped switch.

Step 2



- While still holding the switch up, remove the battery.

No reassembly is required once the new battery is in.

This document was last generated on 2019-07-27 11:09:44 AM.

