




# Lenovo Thinkpad X201 Tablet Battery Replacement

Use this guide to replace the battery in your Lenovo ThinkPad X201 Tablet


Written By: Thomas Donahue



## INTRODUCTION


This guide will walk you through replacing the battery of your device. No tools are required for this guide other than your hands.

## Step 1 — Battery



- First you push the lock button on the back of the computer from lock to unlock.

## Step 2



- Then you hold it on unlocked and slide the battery pack out.

To reassemble your device, follow these instructions in reverse order.