




# Lenovo Z70-80 Battery Replacement

This guide will explain how to remove the battery on a Lenovo Z70-80 laptop.



Written By: Miguel Duran



## **INTRODUCTION**

This guide will explain how to remove the battery on a Lenovo Z70-80 laptop.

## Step 1 — Battery



- Use your fingers two push both latches away from each other to release the battery.
- Pull the battery out.

To reassemble your device, follow these instructions in reverse order.

This document was last generated on 2018-06-28 11:01:50 PM.