




TP-Link Archer C7 Teardown

Teardown of the the TP-Link Archer C7.

Written By: Lee Hunt




INTRODUCTION

The TP-Link Archer C7 is an AC1750 router for your internet.

TOOLS:

- [Pro Tech Toolkit](#) (1)
-

Step 1 — Antennae Removal



- Remove the 3 antennae.

Step 2 — Screw Removal




- There are 4 Philips head screws
- Remove the 4 screws

Step 3 — Top removal



- Remove with a pry tool or your hand.

Step 4 — Results



- The teardown is complete!