




# UTStarcom CDM8945vw Antenna Replacement

Replacing the antenna.


Written By: Eli



## **INTRODUCTION**

Follow this guide to properly replace the antenna.

## Step 1 — Antenna




- Identify the antenna. It is the extendable plastic component pictured here.

## Step 2



- Twist the base in a counter-clockwise motion to unscrew the antenna.

### Step 3



- The antenna should slide right out of the phone when finished.

To reassemble your device, follow these instructions in reverse order.

This document was last generated on 2018-07-25 03:03:51 PM.