



# MerchSource the Black Series Boat Racer Gaskets Replacement

Gasket replacement to solve leaks in the hull of the MerchSource the Black Series Boat Racer.

Written By: Monica Reece



## INTRODUCTION

This repair guide will show you how to replace the gaskets in the MerchSource the Black Series Boat Racers toy boat. The gaskets are foam pieces that secure the battery compartment in the boat from water leakage.



### TOOLS:

- [Phillips #2 Screwdriver](#) (1)
- [Tweezers](#) (1)



### PARTS:

- [Gasket](#) (1)


## Step 1 — Gaskets



- Remove the screw on the top of the boat at the rear end using a Phillips #2 screwdriver.

**i** Screw length is 16 mm.


## Step 2



- Remove the top of the boat by sliding it backwards and then pulling it off.




### Step 3



- Grab the rubber gasket with tweezers and pull it out of the slot.

### Step 4



- Gently remove the gasket and replace with a new one.

To reassemble your device, follow these instructions in reverse order.

This document was last generated on 2019-07-15 03:20:14 PM.