




Udi Discovery U818A FPV Propeller Blade Replacement

How to replace Udi Discovery U818A FPV drone propeller blades.

Written By: Debra Crawford




INTRODUCTION

Is your drone propeller not functioning correctly? This guide will show you how to replace a damaged propeller blade on your Udi Discovery U818A FPV drone. You will need a Phillips head screwdriver size PH00 to complete this task.

TOOLS:


- [Phillips head screwdriver Size PH00](#) (1)
-

Step 1 — Propeller Blade



- Using the size PH00 Phillips screwdriver head, remove the 2mm screw from the base of the propeller blade.

Step 2



- Pull the propeller blade upward to separate it from the drone arm.

To reassemble your device, follow these instructions in reverse order.