




How To Turn An iPhone 11 Pro Into An iPhone 11 Pro Max

turn an iPhone 11 Pro into an iPhone 11 Pro Max by changing board ID resistors.


Written By: Phryne



INTRODUCTION

Can iPhone 11 Pro possibly be turned into iPhone 11 Pro Max? It is actually theoretically possible. With pins of the two phones' display connector and touch connector functioning almost the same, we can turn an iPhone 11 Pro into an iPhone 11 Pro Max by changing board ID resistors.

Step 1 — Screen Comparison




- iPhone 11 Pro VS iPhone 11 Pro Max
- iPhone 11 Pro comes with a 5.80-inch touchscreen display.
- iPhone 11 Pro Max comes with a 6.50-inch touchscreen display.

Step 2 — iPhone 11 Pro Max Screen On iPhone 11 Pro



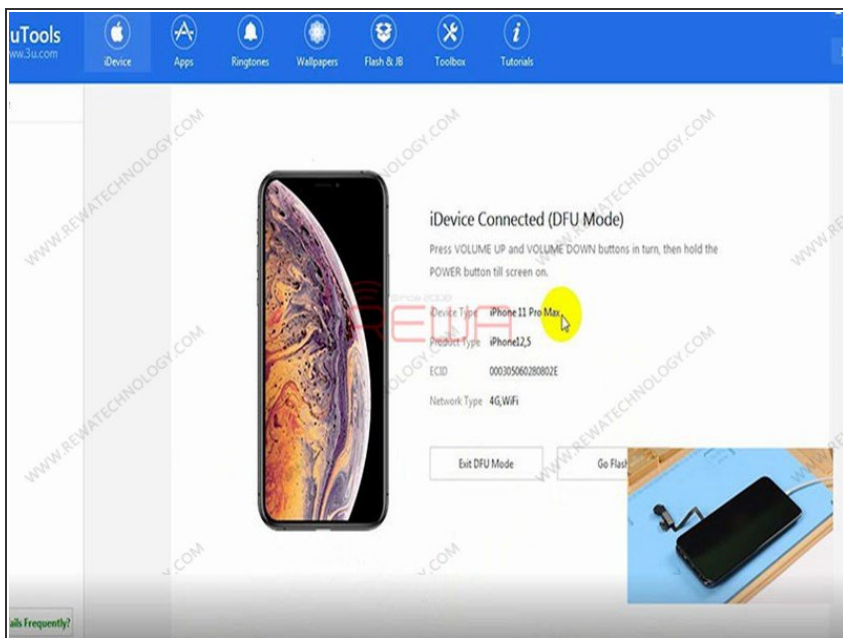
- What will happen when we connect the iPhone 11 Pro Max screen with the housing of iPhone 11 Pro directly?

Step 3 — Remove The Resistor



- Compare the motherboard of iPhone 11 Pro and that of iPhone 11 Pro Max. The component array of the two is almost the same. There is one more board ID resistor next to CPU on iPhone 11 Pro.
- All we need to do is remove the extra board ID resistor.

Step 4 — Test



- We can see on the interface of 3uTools that the phone has entered DFU mode. And the phone has been

turned into iPhone 11 Pro Max. We can write firmware of iPhone 11 Pro Max to the phone.

- [iPhone 11 Series Non-Genuine Screen Warning/Important Display Message - 100% Fix](#)
- [""How To Restore True Tone After Screen Replacement On iPhone XS""](#)
- [""How to Fix iPhone X Face ID Not Available""](#)
- [""How to Fix iPhone X Face ID Not Working After Screen Replacement""](#)
- [""Upgrade iPhone X 64GB Storage To 256GB In 5 Steps""](#)
- [""How to Restore A Badly Damaged iPhone X""](#)
- [Samsung Galaxy S9/S9+ Cracked Screen Glass Only Repair](#)
- [One Solution To Fix 80% iPhone Touch ID Failure](#)