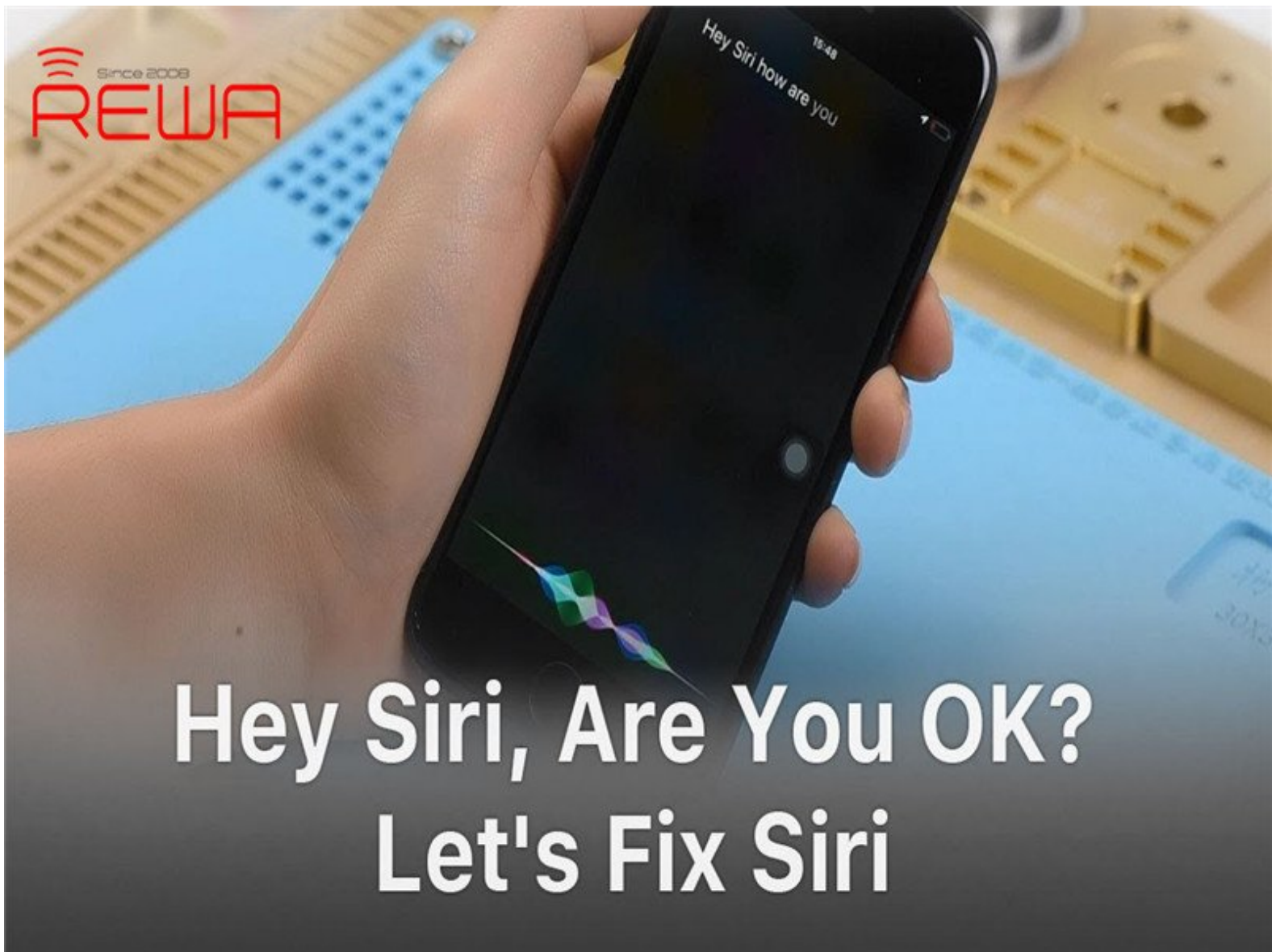




How to Fix iPhone 7 Hey Siri Not Working

How to Fix iPhone 7 Hey Siri Not Working

Written By: Phryne



**Hey Siri, Are You OK?
Let's Fix Siri**

INTRODUCTION


Because of its unique convenience and security, Hey Siri has been a frequently used function for iPhone users. Without touching the screen, users can free their hands by manipulating Siri to text someone, make phone calls, check routes, etc.. Today, we are sharing with you one Hey Siri unresponsive repair case.

Step 1 — How to Fix iPhone 7 Hey Siri Not Working




- Go to the home screen and invoke Siri by muttering the words 'Hey Siri'. Siri isn't opening on the phone.
- Go to Settings > Siri & Search. We can see that 'Listen for Hey Siri' has not been enabled.
- Enable 'Listen for Hey Siri'. Set up 'Hey Siri' on the phone. 'Hey Siri' set-up failed.
- Long press the home button for Siri. Siri works normally.
- As the front facing microphone is usually used for Siri. The fault is probably related to relevant circuits of the front facing microphone.

Step 2




- Take apart the phone. Then take out the logic board.
- Since the front facing microphone is integrated with the front facing camera, we need to run diode mode measurement of the front facing camera connector.
- The measured value of Pin 29 is OL. Which means Pin 29 relevant circuit has open-circuited.

Step 3



- The circuit is formed by an inductor, audio IC and two capacitors.
- Since the two capacitors have nothing to do with the open-circuit problem, we can check the inductor first.
- Run diode mode measurement of the inductor. The measured value is normal.

Step 4



- Judging by this, the fault is probably related to audio IC.
- Let's try to replace with a new audio IC and see how it works.
- Remove the audio IC with Hot Air Gun. Then clean the bonding pad. Solder a new IC onto the board.

Step 5



- Now we need to test the logic board. Measure the boot current. The current reading is normal.
- Continue to assemble the phone and test. The phone turns on normally. Go to Settings > Siri & Search. We can see that 'Listen for Hey Siri' has not been enabled.
- Enable 'Listen for Hey Siri' and set up 'Hey Siri' on the phone. 'Hey Siri' set-up has been completed.
- Go back to the home screen and invoke Siri by muttering the words 'Hey Siri'. Siri is opening on the phone this time.