



How to Fix iPhone 7/7 Plus iTunes Error 4013

How to Fix iPhone 7/7 Plus iTunes Error 4013

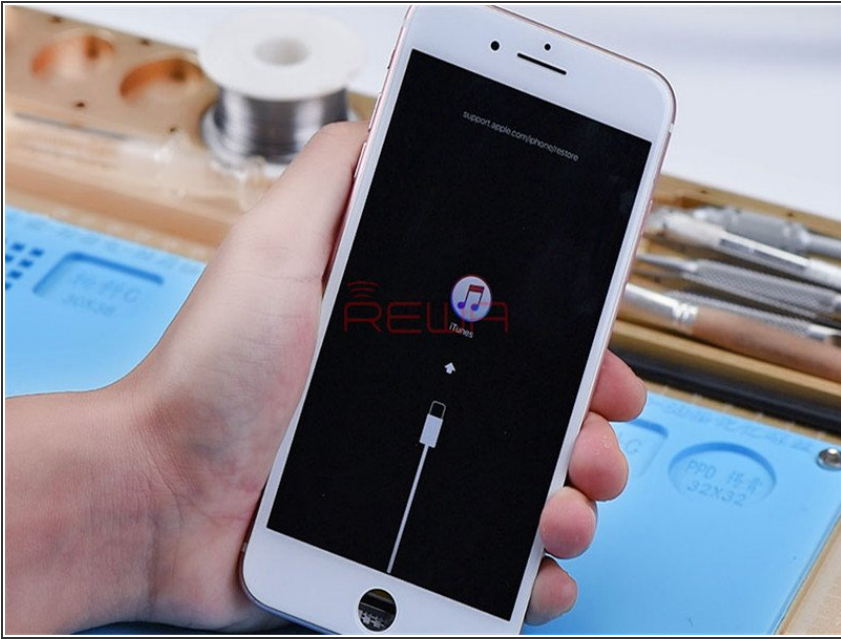
Written By: Phryne



INTRODUCTION

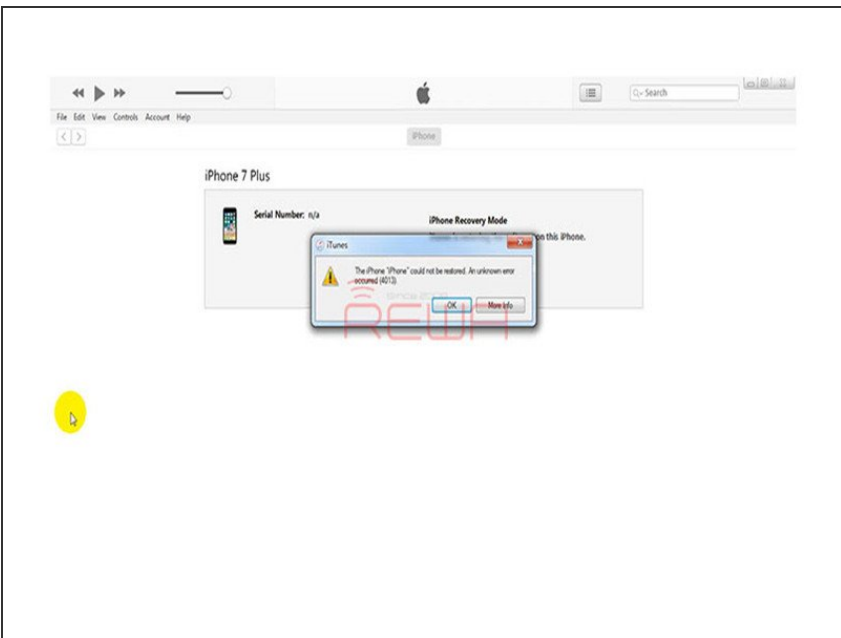
iTunes error 4013 is one of the most common problems for iPhone users. iPhone 7 error 4013 is usually caused by pseudo soldering or damage of CPU, and also might be related to power supply of baseband PMU or NAND Flash.

Step 1 — Problem





- Press the power button to power on. The phone gets stuck with iTunes Recovery Mode and has no access to the system.
- Next, connect it with computer and restore via iTunes. Error 4013 appears during the restoring process. The phone restarts afterwards.

Step 2 — Analysis




- ⚠️** iTunes Error 4013 of iPhone 7/7 Plus is usually caused by pseudo soldering or damage of CPU. The problem might also be related to power supply of baseband PMU or NAND flash. Since CPU repair is quite difficult, to start with we can check power supply of baseband PMU and NAND flash.

Step 3 — Diagnosis



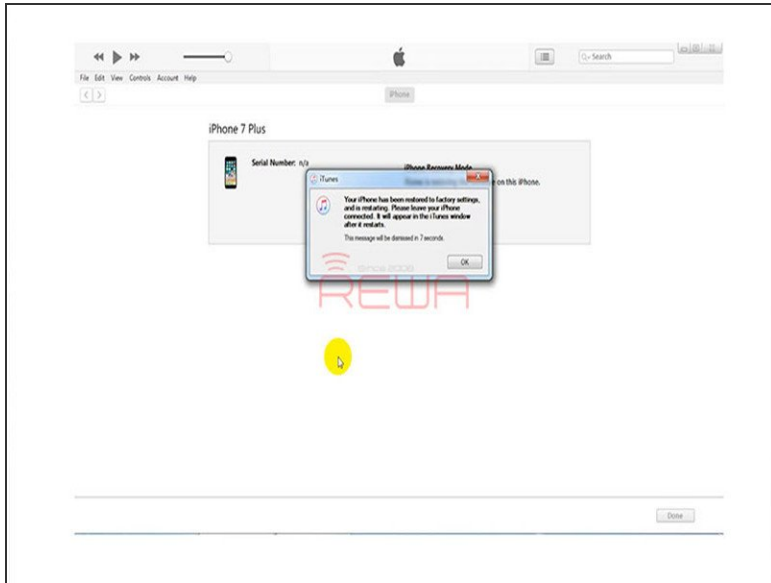
- Get the logic board booted up. Run voltage measurement of baseband PMU test points C5623 and C5631. Nothing goes wrong.
- Continue measuring NAND Flash test points C1701, C1721 and C1704. Nothing goes wrong.

Step 4 — Troubleshooting



- Let's try to replace the baseband PMU and see how it works.
- Detach baseband PMU from the board with Hot Air Gun, then clean the bonding pad with resin-soaked Solder Wick.
- Apply some Paste Flux to the bonding pad, get a new baseband PMU in position. Then solder with Hot Air Gun.

Step 5 — Assemble and Test



- Get the logic board and display assembly installed. Connect the battery and press power button to power on, the phone gets stuck with iTunes Recovery Mode.
- Connect it with computer and restore via iTunes. The phone can be restored normally.
- Once completed, the phone restarts automatically. Fault cleared.

iTunes error codes are very common and it may pop up when you try to restore your phone or update to the new system. REWA LAB has summarized common iTunes error codes of iPhone 6 / 6 Plus and the troubleshooting thoughts of these iTunes error codes. Please check [here](#).