




Nexus Q Taoglas PU18 Wi-Fi Dual Band Antenna Replacement

Replace your non-working taoglas Wi-Fi dual band antenna.

Written By: Alex Thomas



INTRODUCTION

Replacing this antenna is about the easiest repair you can make to your Nexus Q

TOOLS:



- [Spudger](#) (1)
-

Step 1 — Taoglas PU18 Wi-Fi Dual Band Antenna



- Squeeze and pull to pop the cap off of the Nexus Q.

Step 2



- Disconnect the taoglas Wi-Fi Dual Band Antenna by prying with a spudger.
- Once the antenna is disconnected, simply pull it off the outside of the inner dome.

To reassemble your device, follow these instructions in reverse order.

