




Sony Cyber-shot DSC-T9 Wrist Strap Replacement

After completing this guide, the user will know how to replace or install a wrist strap.


Written By: Stephannie Allen



INTRODUCTION




This guide will allow the user to tie on the camera's wrist strap.

Step 1 — Wrist Strap



- The wrist strap is located on the right side of the LCD and the button pad.

Step 2



- Tie wrist strap on as shown.

To remove the wrist strap, follow these instructions in reverse order.

This document was last generated on 2017-07-08 12:12:40 AM.