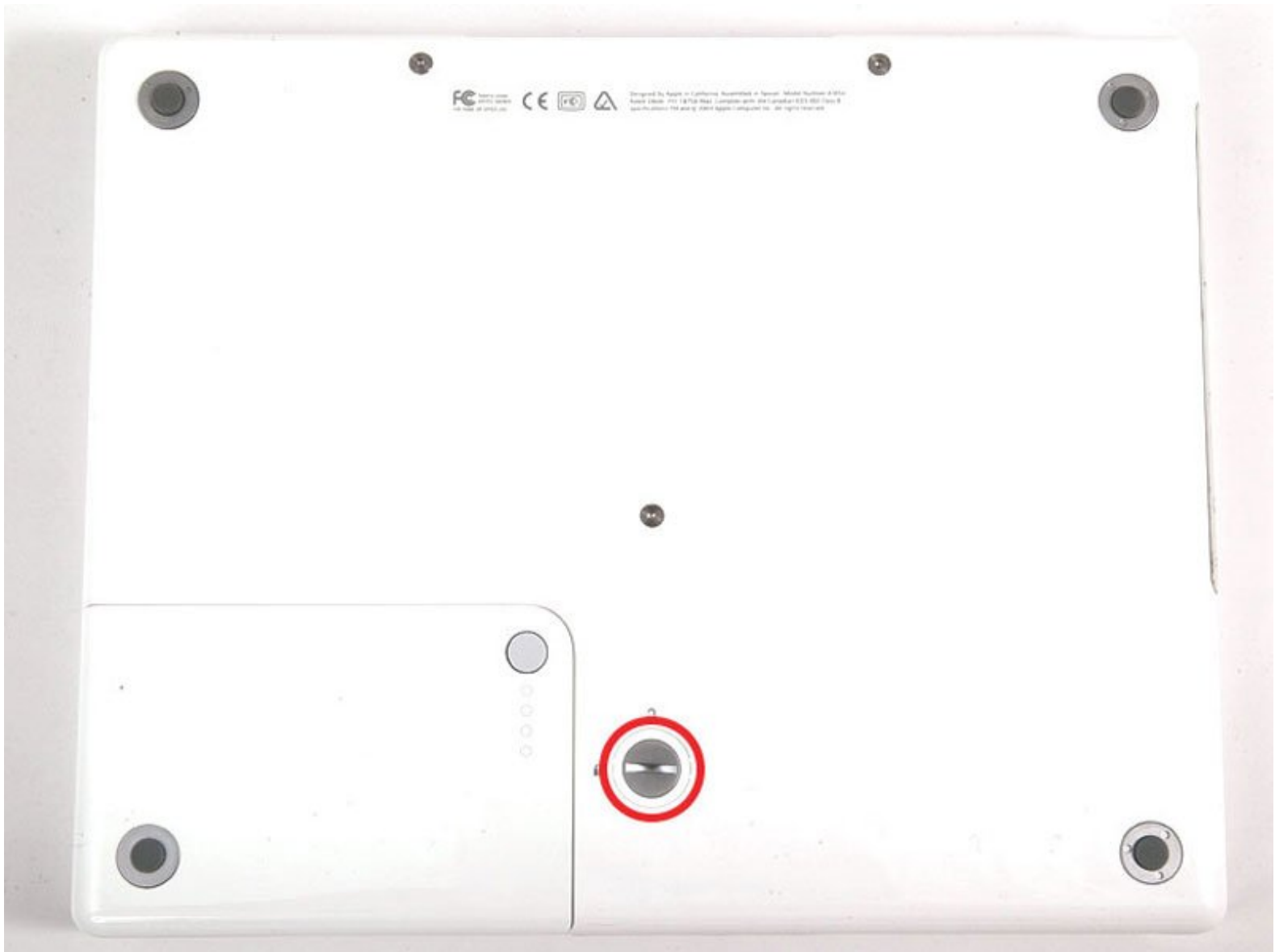




iBook G4 12" 800 MHz-1.2 GHz Battery Replacement

Written By: iRobot



INTRODUCTION

Changing the battery is easy -- all you need is a coin.



TOOLS:


- [Coin](#) (1)



PARTS:


- [iBook G3 or G4 12" Replacement Battery \(New\)](#) (1)

Step 1 — Battery



- Use a coin to rotate the battery locking screw 90 degrees clockwise.

Step 2



- Lift the battery out of the computer.

To reassemble your device, follow these instructions in reverse order.

This document was last generated on 2019-07-20 01:46:19 PM.