



Disassembling Nokia 2220s (RM-590) made in China

Voila comment démonter ce mobile pour pouvoir le réparer.

Written By: SpOOOn3R



TOOLS:

- [T5 Torx Screwdriver](#) (1)
 - [Metal Spudger](#) (1)
 - [Tweezers](#) (1)
-

Step 1 — Nokia 2220s (RM590)




- Insert wisdom here.

Step 2




- Insert wisdom here.

Step 3





- Insert wisdom here.

Step 4



- Insert wisdom here.

Step 5



- Insert wisdom here.

To reassemble your device, follow these instructions in reverse order.

This document was last generated on 2019-07-12 08:33:18 PM.