




Cobra 29 LTD Classic Power Cable Replacement

This guide shows how to remove the power cable from the radio.


Written By: danperoni



INTRODUCTION


The power cable creates an electrical connection between the power source and the radio. The power cable should be removed first, to protect both the user and the device from electrical damage.

Step 1 — Power Cable



- Turn the power switch, the leftmost knob, counterclockwise to off.

Step 2



- Turn the device around and firmly pull the power cable plug to remove it from the radio.

To reassemble your device, follow these instructions in reverse order.