



# Disassembling ZTE GRAND S FLEX : Unibody, Battery, Motherboard

Explain how to open the uni-body shell of the ZTE Grand S Flex. How to disassembling different components as Battery, Camera, Antenna,... At the final stage, the motherboard and the screen will be isolated.

Written By: Jonathan J



## Step 1 — : Body, Battery, Motherboard

### 1. Unpaste the black part

Introduce something sharp carefully into the hole of the micro to lift the black cover

Do not go too far, otherwise you will damage the micro



- Insert wisdom here.


## Step 2



2. Unscrew the two long screws

- Insert wisdom here.

## Step 3



- Insert wisdom here.

## Step 4




- Insert wisdom here.

## Step 5




- Insert wisdom here.

## Step 6



- Insert wisdom here.

## Step 7



- Insert wisdom here.

## Step 8



- Insert wisdom here.

## Step 9



- Insert wisdom here.

To reassemble your device, follow these instructions in reverse order.

This document was last generated on 2017-06-21 04:28:50 PM.