




Disassembling Macintosh IIsx System Fan


Written By: Chris Green



INTRODUCTION




The Macintosh IIsx has a case fan mounted on inside back of the computer case.

Step 1 — System Fan



- The fan receives power from two contacts on the logic board and has no connector.

Step 2



- In all of the years that I have worked on this machine, I have found no good way to remove the fan.
- The best way to start, is to push in here on the side of the fan.
- Being careful not to exert too much force, try to push in, and wiggle the fan outward as such. (2nd Photo)
- You can now lift the fan all the way out, and remove it.
- The Fan Power Contacts on the Logic Board:

To reassemble your device, follow these instructions in reverse order.

This document was last generated on 2017-07-24 09:34:46 PM.