



Audiovox CDM-8900 Antenna Replacement


Written By: Aaron Shaw



INTRODUCTION



Here is how you remove the antenna of the cell phone.

Step 1 — Battery



- Hold the phone in one hand, slide latch, and pull to remove the battery.

Step 2 — Antenna



- Grasp antenna at its base and unscrew.
- ⓘ Remove the antenna along with its plastic casing from inside the battery housing. Keep the antenna in the plastic casing for reassembly.

To reassemble your device, follow these instructions in reverse order.

This document was last generated on 2017-07-01 08:27:06 PM.