



Samsung GALAXY Note 3 - Service / Test menu

Samsung GALAXY Note 3 - Service / Test menu

Written By: ZFix



SERVICE MENU

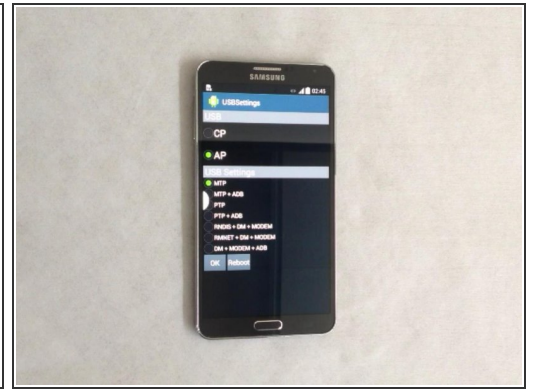
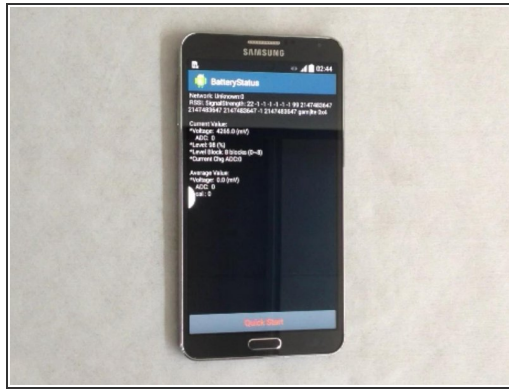
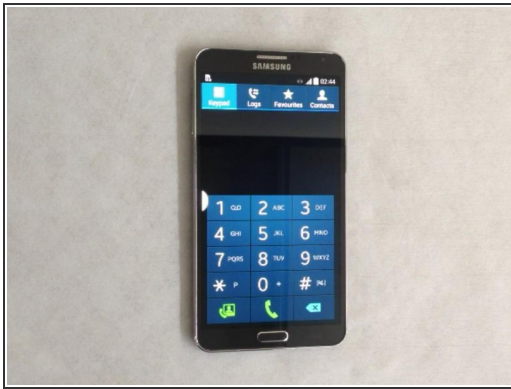
INTRODUCTION

Popular practices for the software developers is to leave "back-doors" within the code, which essentially allow anyone with knowledge to get into the system at a much deeper level.

[Please SUBSCRIBE to my channel ツ](#)

[video: <https://www.youtube.com/watch?v=E4ygW-7Ajf0>]

Step 1 — Samsung GALAXY Note 3 - Service / Test menu



- ***#06#** - IMEI
- ***#1234#** - Version
- ***#12580*369#** - Main Version
- ***#0228#** - Battery Status
- ***#0808#** - USB Settings
- ***#0011#** - Service Modes
- ***#0*#** - Service / Test / Hidden functions
- ***#9900#** - System Dump menu

To reassemble your device, follow these instructions in reverse order.