




MacBook Core Duo Battery Replacement

MacBook Core Duo battery replacement.

Written By: iRobot



INTRODUCTION

If you've got a coin, you can replace the battery in your MacBook Core Duo.



TOOLS:


- [Coin](#) (1)



PARTS:


- [MacBook Replacement Battery](#) (1)
-

Step 1 — Battery



- Use a coin or spudger to rotate the battery-locking screw 90 degrees clockwise.

Step 2



- Lift the battery out of the computer.

To reassemble your device, follow these instructions in reverse order.