




Samsung Galaxy S5 - Password, Screen Lock Removal

Samsung Galaxy S5 - Password, Screen Lock Removal

Written By: ZFix



INTRODUCTION

!!! Factory reset will erase all your personal information !!!

If you forgot your password, pattern, or PIN, there are three ways to bypass the security:

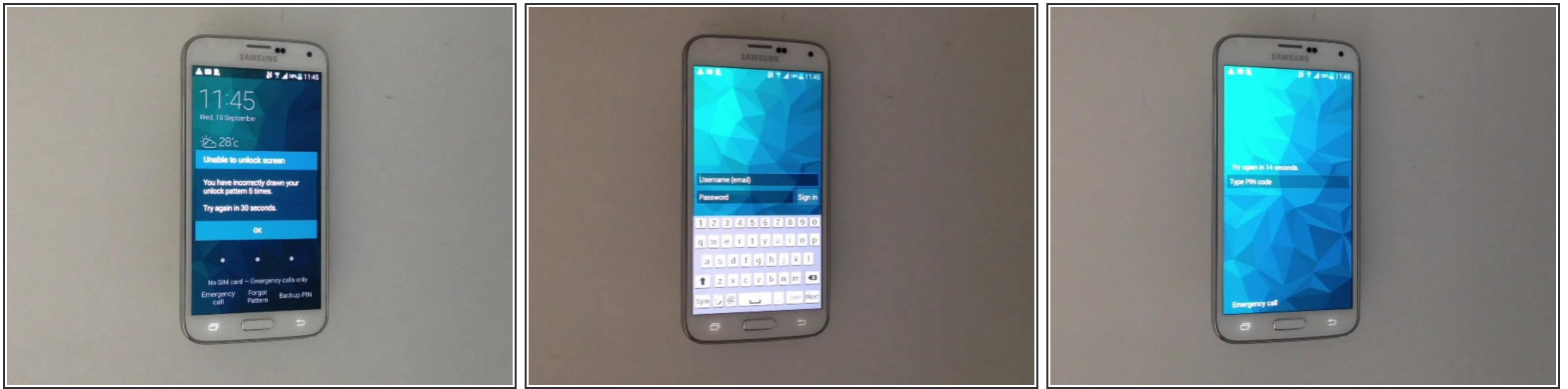
- You can log-in on your phone by Google account registered on this phone. You must be connected to a WiFi network that you have used before. .
- By entering Backup PIN, if you had created one before.

Finally, you can do factory / hard reset. By doing this you will erase all personal information from the phone and you will back it to its original factory state.

[Please SUBSCRIBE to my channel ツ](#)

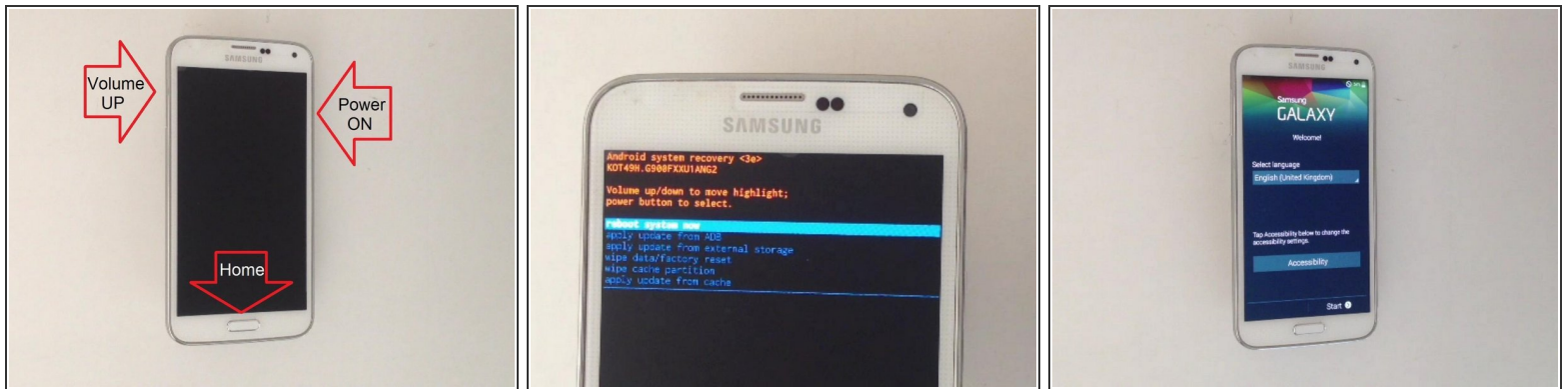
[video: <https://www.youtube.com/watch?v=eR5uvhu6tTk>]

Step 1 — Samsung Galaxy S5 - Password, Screen Lock Removal



- If you forgot your password, pattern, or PIN, there are three ways to bypass the security:
 - You can log-in on your phone by Google account registered on this phone. You must be connected to a WiFi network that you have used before.
 - By entering Backup PIN, if you had created one before.

Step 2



- - Turn off the phone.
- - Press and hold at the same time Volume UP, Home and Power keys.
- - When you see Galaxy logo release the Power key but continue to hold the Volume Up key and the Home key.
- - Release them when the Android System Recovery screen appears.
- - Use the Volume Up/Down keys for navigation and the Power On key for OK.
- - Choose "wipe cache partition", "Yes -- delete all user data", "reboot system now".
- - That's all.

 [Please SUBSCRIBE to my channel 🙏](#)

To reassemble your device, follow these instructions in reverse order.