



Digital MP3 Player HDMP3 (128 MB) Teardown

Digital MP3 Player HDMP3 (128 MB) teardown.

Written By: Arthur Lutz



INTRODUCTION

Disassembly to try and salvage some parts.

TOOLS:


- [Phillips #00 Screwdriver](#) (1)
-

Step 1 — Digital MP3 Player HDMP3 (128 MB) Teardown



- Original device

Step 2





- Remove the back cover.

Step 3



- Unscrew the small screws and it unfolds into two boards.
- Two chips visible : hynix KOR HY27UF08G2M TCB 528A, ATJ2085

Step 4



- Remove casing and remove plastic protection.

To reassemble your device, follow these instructions in reverse order.