



How to Force Restart an iPhone 6

Force restart an iPhone 6 that is frozen and not responding.

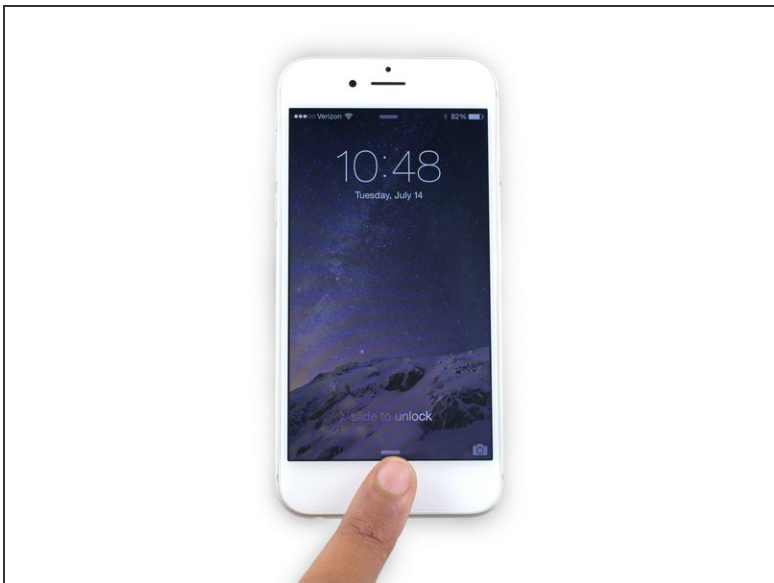
Written By: Evan Noronha



INTRODUCTION


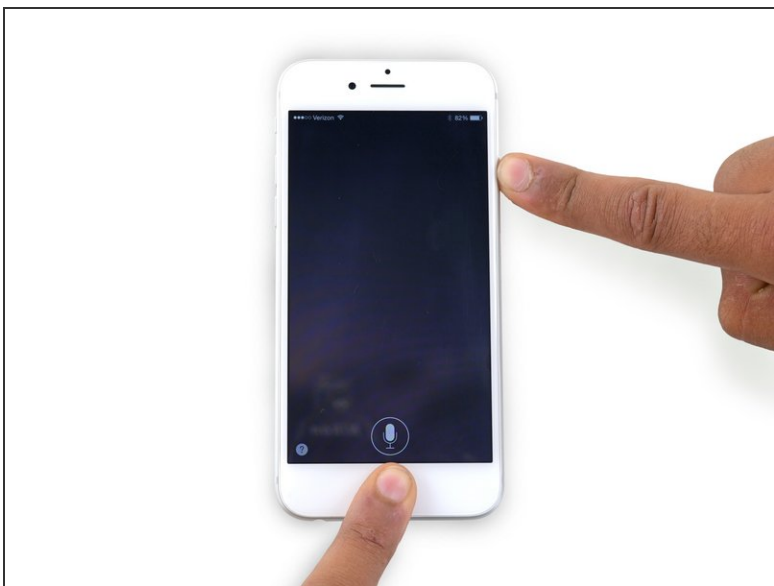
Use this guide to force restart your iPhone 6 when it is frozen and not responding. Force restarts are very simple and require no tools.

Step 1 — How to Force Restart an iPhone 6



- Press and hold the Home button.
- While holding the Home button, press and hold the Sleep/Wake button.

Step 2



- Continue holding both buttons for about 10 seconds, until the Apple logo appears.