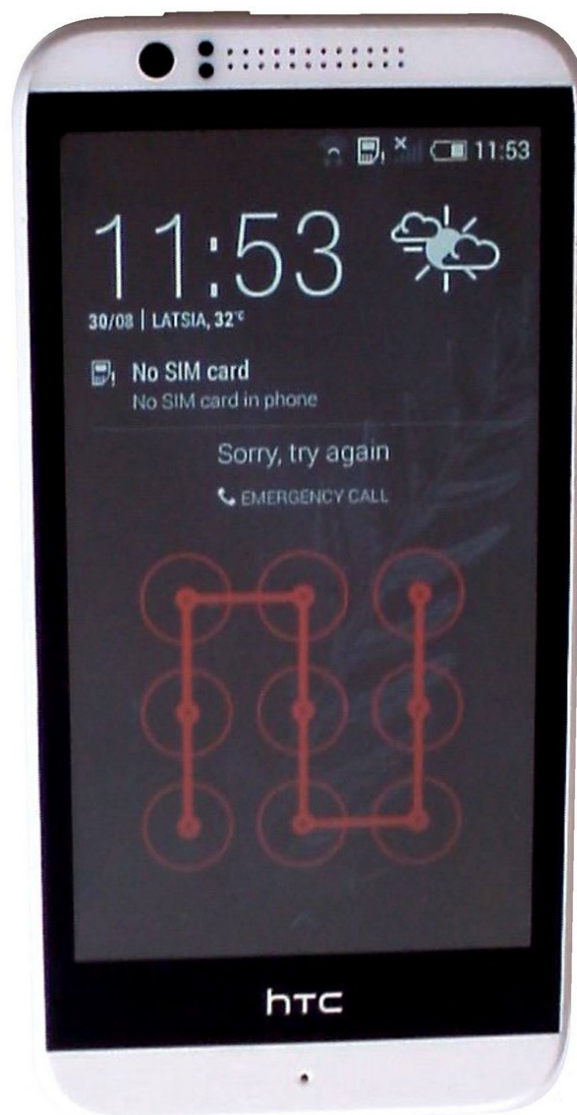




How to hard reset HTC Desire 510

How to HTC Desire 510 - Hard Reset

Written By: ZFix





INTRODUCTION

If the phone has a Screen Pattern, PIN lock and you haven't installed Google account on it you have to factory / master reset it to bypass the security.

This will erase all your personal information!!!

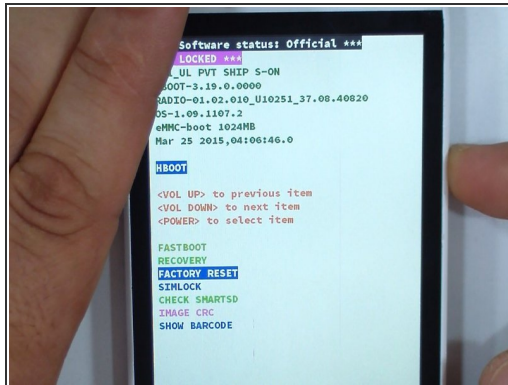
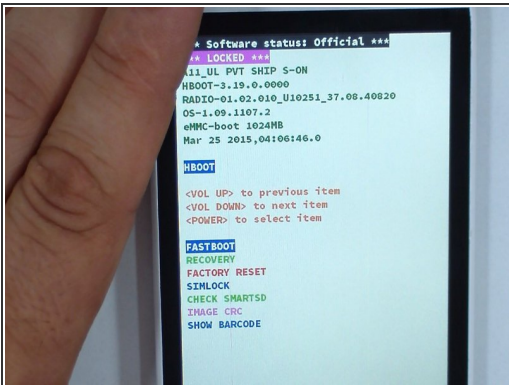
[video: <https://www.youtube.com/watch?v=fOMBPeXhR7M>]

Step 1 — How to hard reset HTC Desire 510



- Remove the battery for a while.
- Press and hold simultaneously the Volume Down and the Power button.

Step 2



- Use the volume Up / Down buttons for a movement and the Power button for select.
- Select "FACTORY RESET". The phone will restarts.
- .
- .
- .
- .
- .
- **Did you do it successfully?**

To reassemble your device, follow these instructions in reverse order.