




# Pododent Motor NSK Japan Bearing Replacement


The ball bearings used by NSK are not stainless, although water flows through the handpiece. Therefore, they rust easily. But replacement is cheap and easy.

Written By: Michael






## Step 1 — ball-bearing



- The picture shows the items. In the handpiece are the motor housing with the top right anchor. Underneath, on the right, is the clamping body for the tools and to the left thereof the receptacle of the clamping body. The engine is to take after replacement of the ball bearings about 350mA at 24 volts.

## Step 2



- To prevent water from entering the drive, I cut silicone gaskets out of an old cable and put them on the tubes. Now, no water can penetrate the camps.

Repeat the steps in order to reassemble your device.

