



Install Any App On Android

Quick guide to perform a simple software change, that'll allow you to install any app on any Android device.

Written By: Mod King Bro

Install blocked

For security, your phone is set to block installation of apps obtained from unknown sources.

[CANCEL](#) [SETTINGS](#)

INTRODUCTION

Caution

This guide instructs you to defeat a stock security feature that prevents your Android device from installing applications from unknown sources.

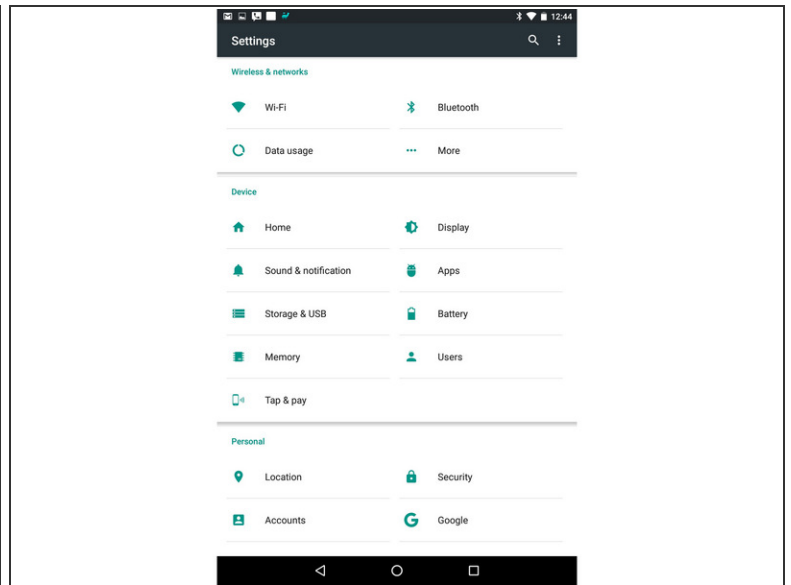
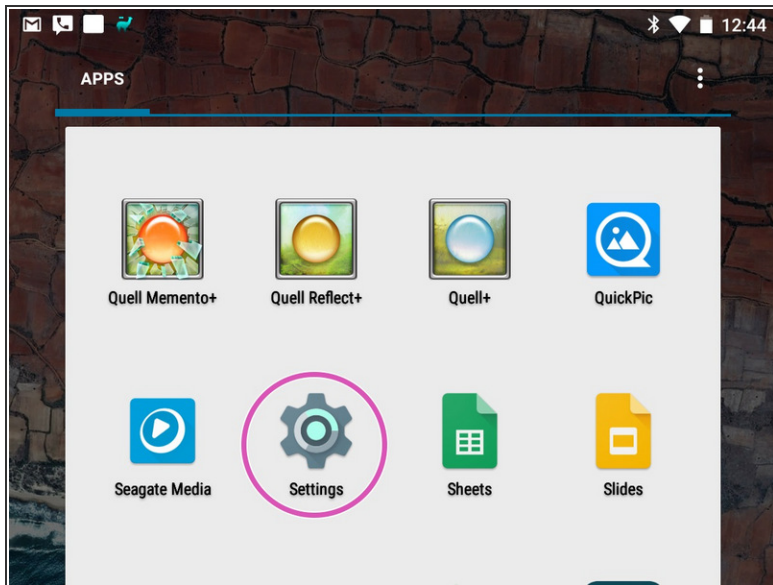
What this means: without this security protection, third party web sites can download and attempt to install malware or hacks that compromise your system, steal your data, even steal your identity.

Exercise due caution when disabling this setting.

Version

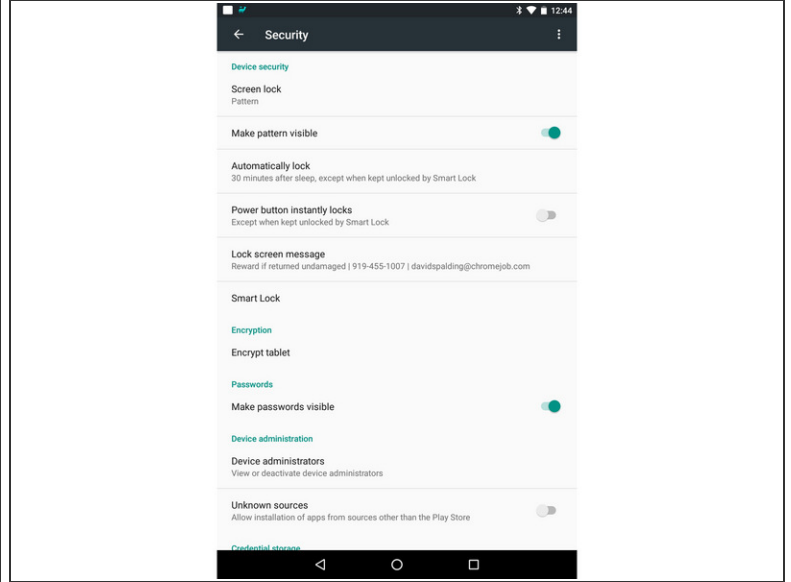
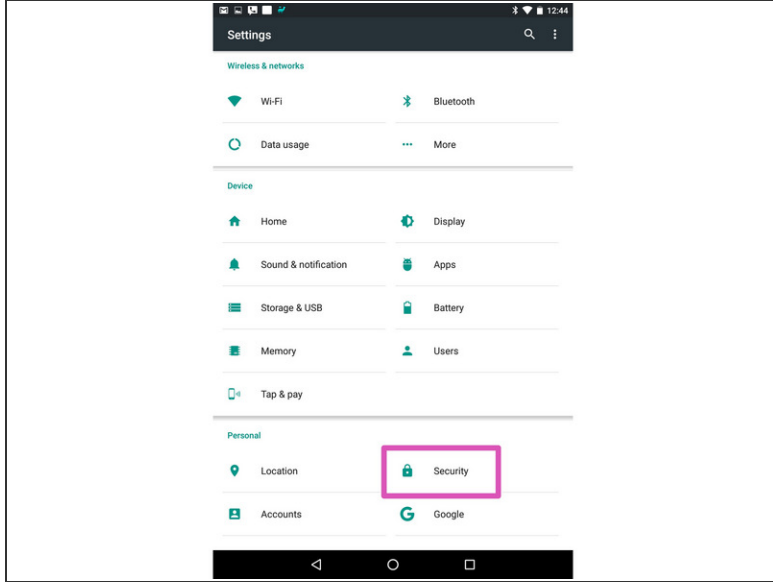
This guide uses screenshots from Android 6.0.1 (Marshmallow). Depending upon your device's version of Android (including manufacturer's changes), your screens may appear differently.

Step 1 — Open Settings



- Click the App Drawer icon on your home screen. Generally this is at the bottom, in the middle.
- Open your Settings in your device.

Step 2 — Navigate to Security

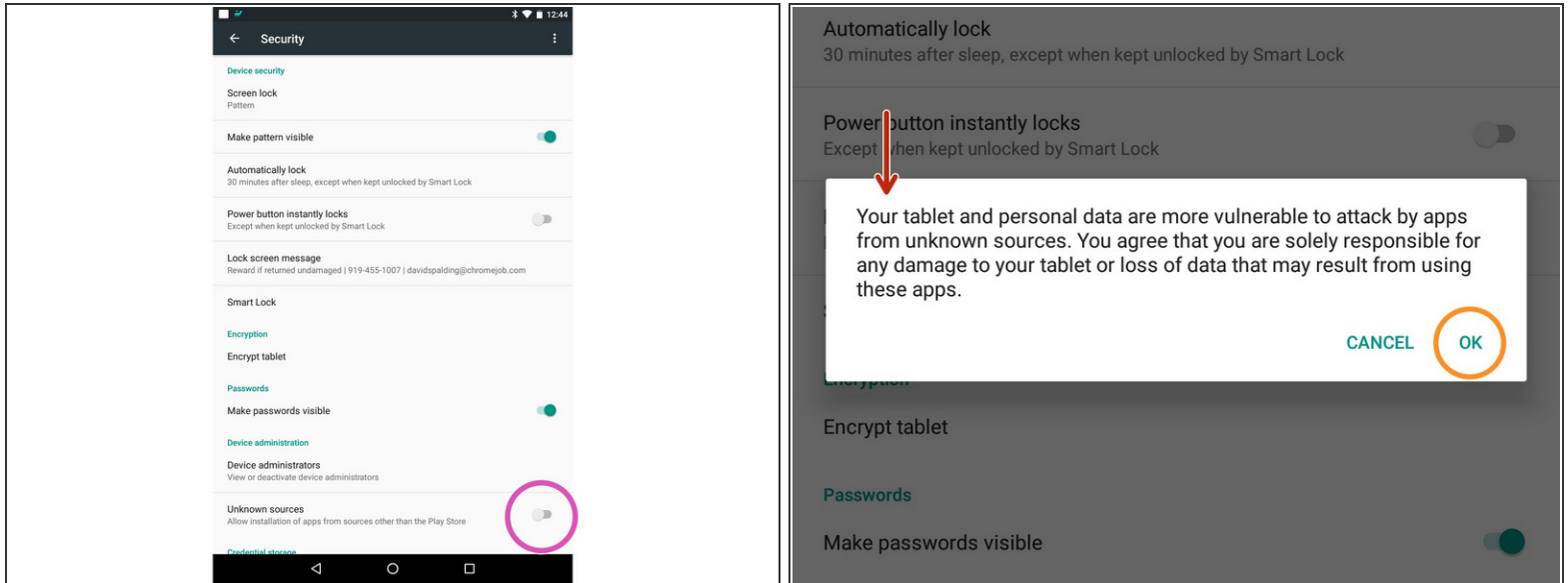


- Select the setting called *Security*.

i If security isn't there, you may need to open the More tab.

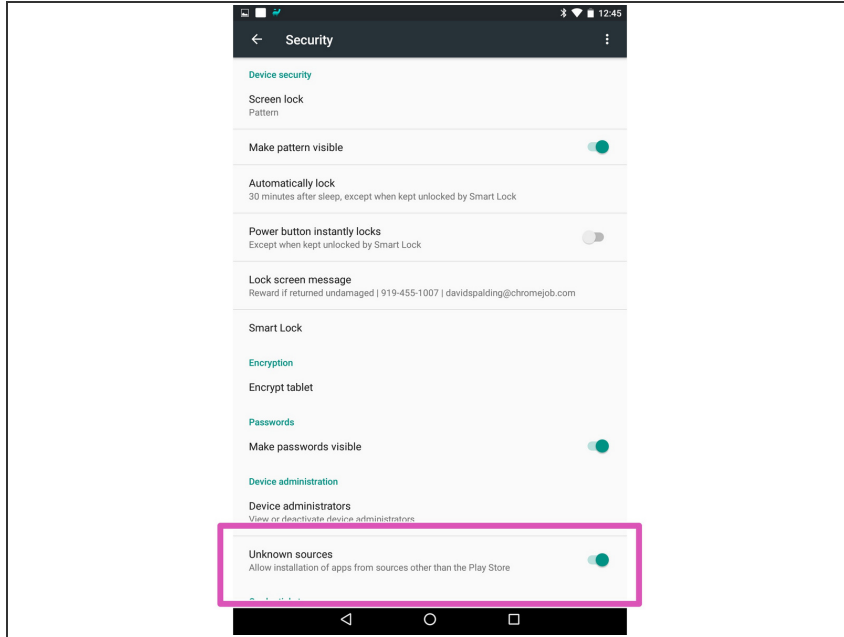
- The *Security* settings screen opens.

Step 3 — Allow Unknown Sources



- Click on the check box next to "Install from unknown sources" to allow it.
- You will see a security prompt explaining how installation from the internet or your sd card can be dangerous sometimes.
- ⚠ **Read this warning.** You are disabling a security feature of Android that protects your device from potential malware. Do so with caution.
- Click *OK* in the prompt to acknowledge and accept the change.

Step 4 — You're done!



- You have successfully enabled the Unknown Sources installation option of Android.
- ⓘ In addition to installing apps from third parties (non-Play store), you can install .APK installers from your device's file system.

To disable the changes, turn the "Unknown Sources" setting back to OFF.

This document was last generated on 2017-06-17 11:07:35 AM.