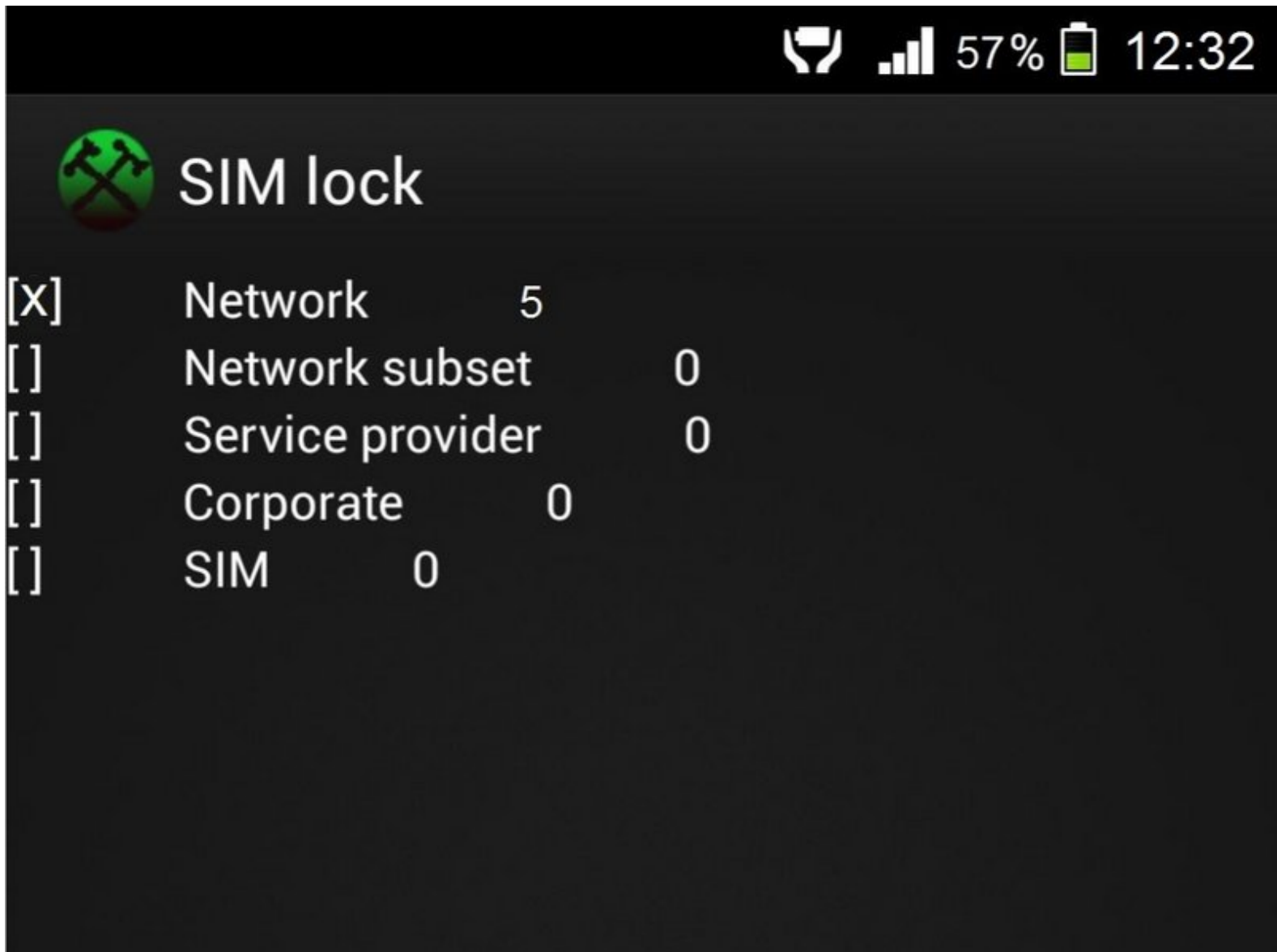




SIM Network Lock - How to Unlock Sony XPERIA Phone

SIM Network Lock How to Unlock Sony XPERIA Phone

Written By: ZFix




INTRODUCTION

How to Unlock Sony XPERIA SIM Network Lock.

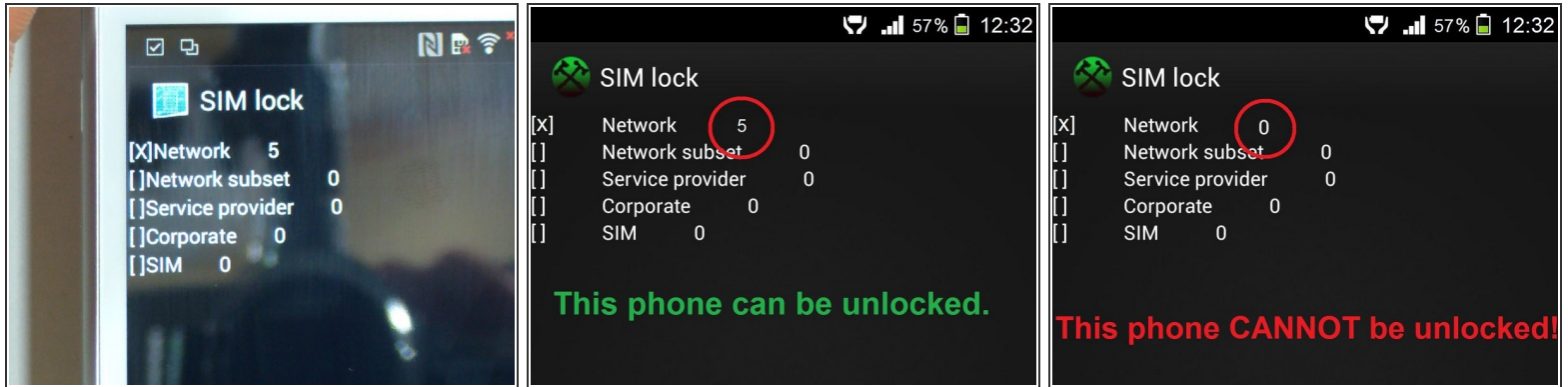
[video: <https://www.youtube.com/watch?v=RkFIP9uwSAA>]

Step 1 — SIM Network Lock - How to Unlock Sony XPERIA Phone



- Make sure your phone is locked and is prompting you for a network code when a non-supported sim is inserted.
- Check the lock status:
 - From Phone dealer enter this code - `*##7378423##`
 - > Service info
 - > SIM lock

Step 2




- Confirm your phone is eligible for the service.

⚠ There should be an "X" before Network and the counter should show number above 0 (zero). If your counter doesn't show an "X" or shows 0 (zero) this means your phone is hardlocked and it **CAN'T BE** unlocked by a code.

⚠ Obtain your 15-digit IMEI by dialing *#06#. Never get the IMEI from elsewhere, as it could be different from the actual IMEI.

Step 3



- Enter the code provided and your handset is unlocked!

Step 4



- **That's all!**

To reassemble your device, follow these instructions in reverse order.

This document was last generated on 2019-07-11 02:35:57 AM.