



# Xiaomi Redmi Note 2 Motherboard Replacement

This guide can be useful if you are replacing the motherboard or camera modules.

Written By: bagratyan92



---

## INTRODUCTION

This guide can be useful if you are replacing the motherboard or camera modules.

---

### TOOLS:



- [New Item](#) (1)
-

## Step 1 — Motherboard




- Remove 12 screws and take off top panel

## Step 2



- Unplug the power cord and all marked ribbon cables.

### Step 3



- Camera modules are disconnected.

### Step 4



- Motherboard is removed.