




Resetting the Netgear WGR64v9

Reset the device back to manufacturer settings. Take note, the device will return to the original username and password.

Written By: Ryan Murphy




INTRODUCTION

This guide will take you through the process required to reset your Netgear router.

TOOLS:



- [Spudger](#) (1)
-

Step 1 — Resetting the Netgear WGR64v9



- Rotate device so the back panel is facing you.
- Locate the reset button. It is located on the metal grating next to the antenna.

Step 2



- Push the reset button using a tool, along the lines of a pencil or paper clip, until you hear the button click.

i The router has now reverted to original user name and password settings

To reassemble your device, follow these instructions in reverse order.

This document was last generated on 2017-11-22 01:51:33 AM.