




Back Plate Removal

This guide will provide steps to safely disassemble the back of the watch.

Written By: Michael Miller





INTRODUCTION

The back of the Martian Victory can be disassembled under 5 minutes by unscrewing four 3.4 mm flat head screws with a 1.5 mm flat head screw driver and a plastic opening tool.

TOOLS:

- [1.5 mm Flathead Screwdriver](#) (1)
 - [iFixit Opening Tools](#) (1)
-

Step 1 — Back Plate



- Unscrew the four 3.4 mm flat head screws

Step 2



- Carefully lift the back plate off the watch. You will notice a lithium battery and rubber gasket attached to the back plate.

To reassemble your device, follow these instructions in reverse order.