



Gateway NV53A24u Battery Replacement

This guide will show you how to remove your battery so that it may be replaced.


Written By: tannerroan



INTRODUCTION



A typical laptop battery will lose most of its capacity after two years and needs to be replaced. This guide will show you how to quickly remove your battery so that it can be replaced.

Step 1 — Battery



- Slide the battery unlock latch to expose red, as shown.

Step 2



- Slide battery release to open, then remove the battery.

To reassemble your device, follow these instructions in reverse order.

