




Huawei SnapTo G-620 Speaker Replacement

Replace your SnapTo's bad speaker.

Written By: Brian Omer Uzan




INTRODUCTION

If your audio is muffled or distorted on your Huawei SnapTo G-620, then the speaker may need to be replaced. Use this guide to replace the speaker on your SnapTo.

TOOLS:


- [Spudger](#) (1)
 - [64 Bit Driver Kit](#) (1)
-

Step 1 — Speaker



- Remove the back cover.
- Remove all fifteen 4mm Phillips J00 screws on the back panel.
- Using a metal spudger or your fingernail, remove the back panel.

Step 2



- On the back panel, use a plastic spudger to remove the speaker.

To reassemble your device, follow these instructions in reverse order.

This document was last generated on 2018-04-24 04:00:29 AM.