




# HP Pavilion 14-v062us Battery Replacement

This guide shows you how to remove your battery from your HP Pavilion 14-v062us laptop.

Written By: Flora Peterson



---

## INTRODUCTION

Your battery may need replacement if it's not holding a charge, overheating, or if it is part of the HP recall. Use this guide to remove and replace the battery in your HP Pavilion 14-v062us laptop.


---



### PARTS:

- [HP VI04 Replacement Laptop Battery](#) (1)
-


## Step 1 — Battery



**i** Power laptop off and make sure it is not plugged into charger

- Push inward towards the center of laptop (it may take a lot of pressure). Battery should release once buttons are completely pushed in

## Step 2



- Lift the battery upwards and out from the laptop

To reassemble your device, follow these instructions in reverse order.